

# Plot #001

<b>1</b>		* <b>James A. 1978</b> (blank side of shared hdstn.)	<b>1B</b>
		<b>Whittaker</b>	
<b>2</b>		* <b>Jennie M. 1893-1968</b> in scroll—Married Oct. 3, 1917 (top)	<b>2B</b>
<b>3</b>	* <b>Ellen M. 1881-1915</b>  (top)	* <b>Christine Petersen 1853-1923</b> Beloved Wife (E.side—top cross dam.)	<b>3B</b>
	<b>McLarty</b>		
<b>4</b>	* <b>William W. 1867-1920</b>  (comb. hdstn.)	<b>Jas. Petersen 1931</b> (old plot map & permit)	<b>4B</b>

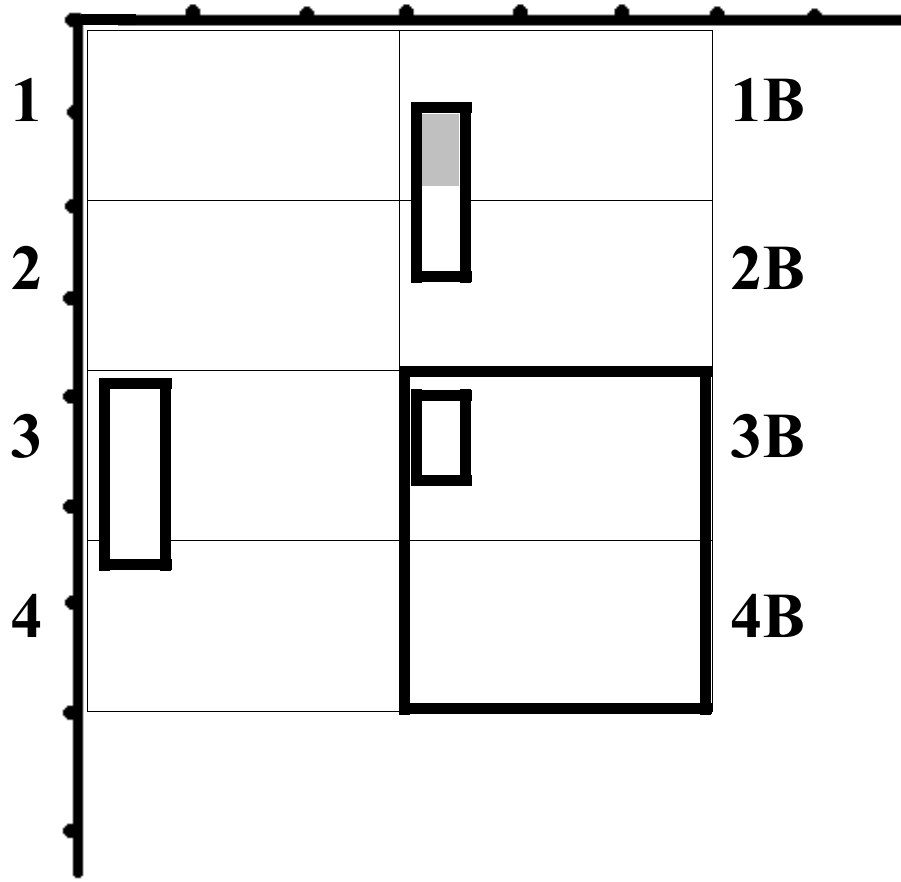
Note: the following were removed from this Plot—  
 Penney, Albert E.—to Port. Mem. Cem. 1967  
 Zaubitzer, Pauline—to Port. Mem. Cem. 1967  
 Zaubitzer, William—to Port. Mem. Cem. 1967





\* headstone in place—6/2007

# Plot #001

approx. headstone placement



  
**N**

 = marker engraving completed 5/23/2008—  
by Shelly A. Edwards & Doug Anderson,  
neighbors of the Whitakers

 = perimeter fencing

Plot enclosure: low concrete curb as shown